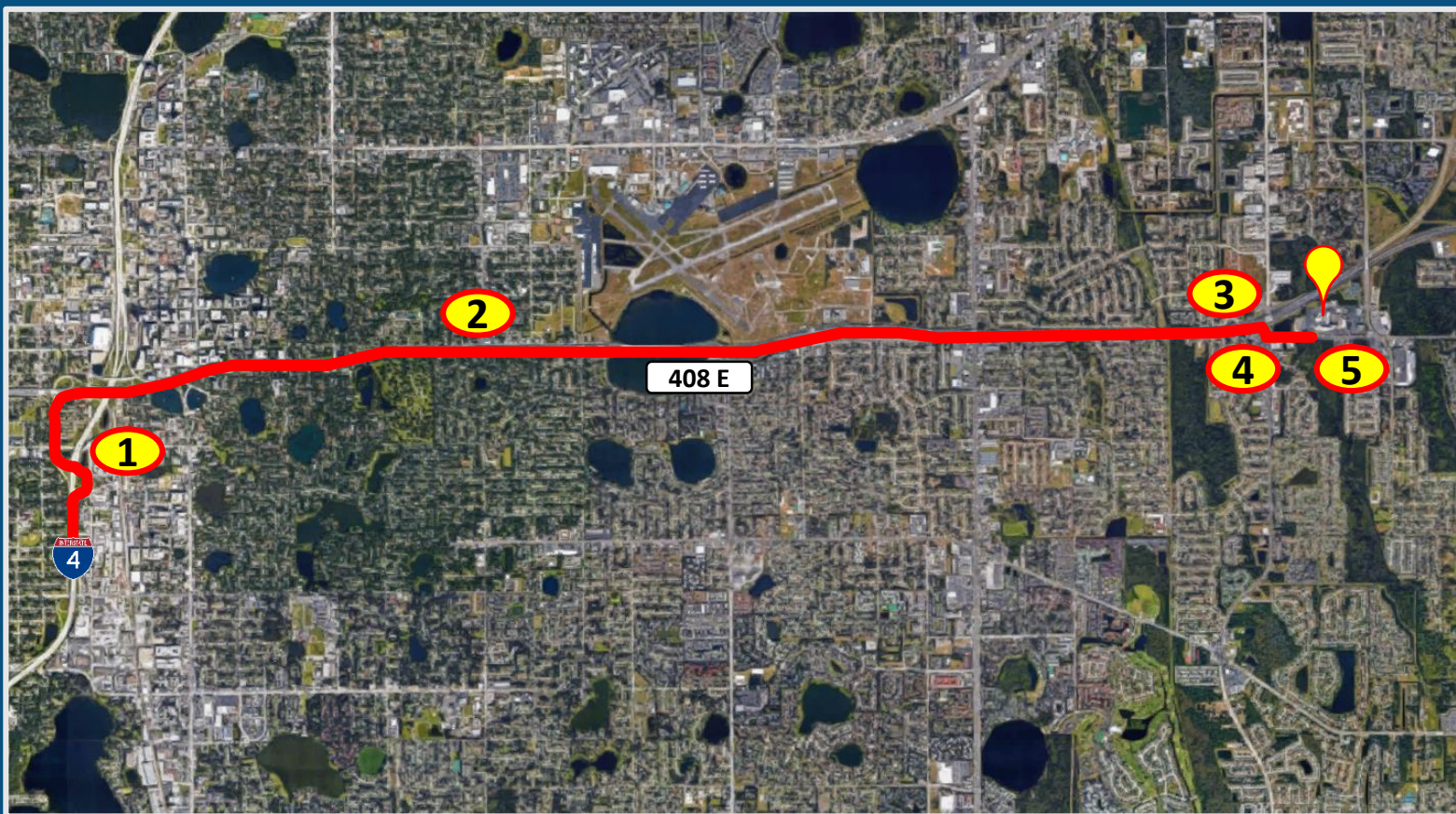


FROM I4

- 1** Heading North or South on I-4, take exit 82A to merge onto 408 E
- 2** Continue on 408-E for approximately 6.3 mi
- 3** Take exit 16 and turn right onto Goldenrod Rd
- 4** At the light, turn left onto Lake Underhill Rd
- 5** Merge into left turn lane to turn left into the first entrance of AdventHealth East Orlando (See parking details on page 3 and walking details on page 4)



FROM THE 417

- 1** Heading north on the FL-417, take exit 33B to merge onto 408 W
- 2** After approximately 1.7 mi, take exit 16 for Goldenrod Rd
- 3** Turn left onto Goldenrod Rd. At 2nd light, turn left onto Lake Underhill Rd
- 4** Merge into left turn lane to turn left into the first entrance of AdventHealth East Orlando (See parking details on page 3 and walking details on page 4)



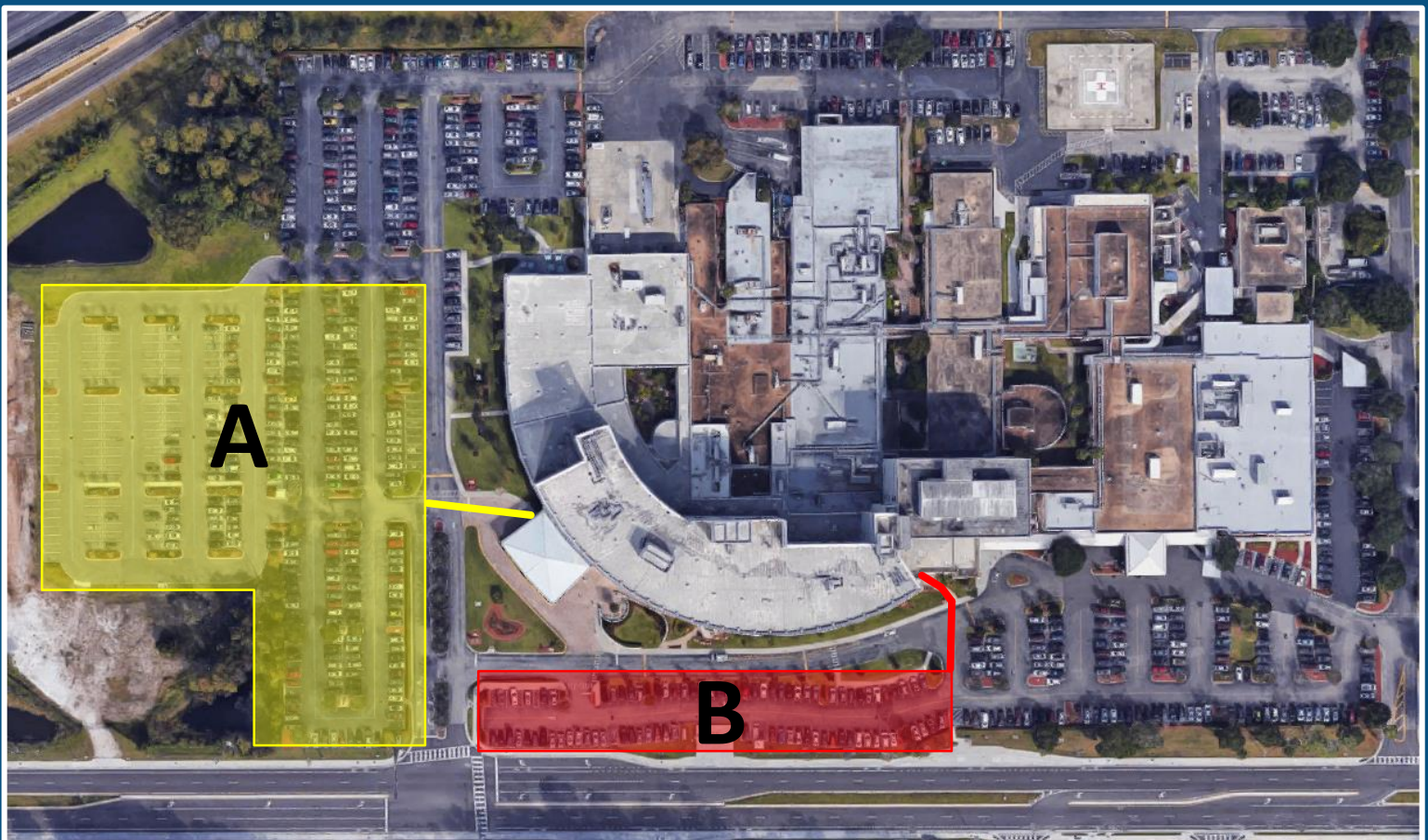
PARKING



A If you parked in the section labeled “A” on the diagram below, walk to the main entrance of the hospital (valet-type entrance) – See Picture to the left.




B If you parked in the section labeled “B” on the diagram below, walk towards the right (red line on diagram) and enter the door nearest the flag pole, to the left of the Emergency Dept. This entrance is also known as Patient Pick-up #3.



Walking to AHEO 3rd Floor LECOM Simulation Center (*If you parked in "B" skip to step 2)

- 1** Walk into the main entrance and take a right. Continue to walk until you're forced to take a left.
- 2** (If you parked in "B", walk through the entrance and take a right) Walk straight, pass the AdventHealth Credit Union on your left.
- 3** After the Credit Union, Elevator B will be on your left. Take one of the elevators to the 3rd floor.
- 4** Exit the elevator. The AHEO LECOM Simulation Center will be straight ahead.



POC

Andrea Morales
813-420-1602
Andrea.Morales@AdventHealth.com

TIMECLOCK

Located across from the elevators, to the left of the main entrance into the LECOM Simulation Center.